




2026

# KLX<sup>®</sup>300



-  LIME GREEN
-  BRIGHT WHITE
-  CYPHER CAMO BEIGE/EBONY



## POWER

Engine	4-stroke, single-cylinder, DOHC, liquid-cooled
Displacement	292cc
Bore x Stroke	78.0 x 61.2mm
Compression Ratio	11.1:1
Maximum Horsepower	25.0 hp <sup>1</sup> @ 8,000 rpm
Maximum Torque	17.7 lb-ft @ 7,000 rpm
Fuel System	DFI <sup>®</sup> with 34mm Keihin throttle body
Ignition	CDI
Transmission	6-speed, return shift with wet multi-disc manual clutch
Final Drive	Chain

## PERFORMANCE

Front Suspension / Wheel Travel	43mm inverted telescopic fork with adjustable compression damping/10.0 in
Rear Suspension / Wheel Travel	Uni-Trak <sup>®</sup> gas charged shock with piggyback reservoir with adjustable compression, rebound damping and spring preload/9.1 in
Front Tire	3.0 x 21

Rear Tire	4.6 x 18
Front Brakes	Single 250mm petal disc with a dual-piston caliper
Rear Brakes	Single 240mm petal disc with single-piston caliper

## DETAILS

Frame Type	Tubular, semi-double cradle
Rake/Trail	26.7° / 4.2 in
Overall Length	85.6 in
Overall Width	32.3 in
Overall Height	46.7 in
Ground Clearance	10.8 in
Seat Height	35.2 in
Estimated Dry Weight	282.2 lb <sup>**</sup>
Curb Weight	302.1 lb <sup>*</sup>
Fuel Capacity	2.0 gal
Wheelbase	56.7 in
Color Choices	Lime Green, Bright White, Cypher Camo Beige/ Ebony
Warranty	12 Month Limited Warranty

Scan with camera  
to view videos,  
key features  
and more.



<sup>\*</sup>Curb weight includes all necessary materials and fluids to operate correctly, full tank of fuel (more than 90 percent capacity) and tool kit (if supplied).  
<sup>\*\*</sup>Dry weight does not include all necessary materials and fluids to operate correctly, full tank of fuel (more than 90 percent capacity) and tool kit (if supplied).  
<sup>1</sup>This vehicle's HP was measured according to ISO standard 4106. This ISO standard measures HP differently than the SAE standards by which the horsepower of many cars is measured, and as a result the referenced HP measurement may be higher than if it were measured by an SAE standard.  
KAWASAKI CARES: Read Owner's Manual and all on-product warnings. Always wear a helmet, eye protection and proper apparel. Never ride under the influence of drugs or alcohol. Adhere to the maintenance schedule in your Owner's Manual. ©2025 Kawasaki Motors Corp., U.S.A.  
Specifications subject to change. Visit [bolivia.kawasaki-la.com](http://bolivia.kawasaki-la.com) for full product details.