




2025

NINJA® 650

Kawasaki
Let the Good Times Roll®



-  CANDY STEEL FURNACE ORANGE/METALLIC SPARK BLACK/METALLIC ROYAL PURPLE
-  METALLIC SPARK BLACK/METALLIC FLAT SPARK BLACK
-  METALLIC MATTE OLD SCHOOL GREEN/METALLIC SPARK BLACK



POWER	
Engine	4-stroke, parallel twin, DOHC, 8-valve, liquid cooled
Displacement	649cc
Bore x Stroke	83.0 x 60.0mm
Compression Ratio	10.8:1
Maximum Horsepower	67.0 hp ¹ @ 8,000 rpm
Maximum Torque	48.5 lb-ft @ 6,700 rpm
Fuel System	DFI® with dual 36mm Keihin throttle bodies
Ignition	TCBI with Electronic Advance
Transmission	6-speed
Final Drive	Sealed chain
Electronic Rider Aids	Kawasaki TRaction Control (KTRC), Anti-lock Brake System (ABS only)

PERFORMANCE	
Front Suspension / Wheel Travel	41mm hydraulic telescopic fork/4.9 in
Rear Suspension / Wheel Travel	Horizontal back-link with adjustable spring preload/5.1 in
Front Tire	120/70 x 17
Rear Tire	160/60 x 17

Front Brakes	Dual 300mm petal-type discs and 2-piston calipers (and ABS)
Rear Brakes	Single 220mm petal-type disc and single-piston caliper (and ABS)

DETAILS	
Frame Type	Trellis, high-tensile steel
Rake/Trail	24.0° /3.9 in
Overall Length	80.9 in
Overall Width	29.1 in
Overall Height	45.1 in
Ground Clearance	5.1 in
Seat Height	31.1 in
Estimated Dry Weight	392.5 lb** (ABS), 390.3 lb** (non-ABS) 50-State Model; 390.3 lb** (ABS), 388.1 lb** (non-ABS) 49-State Model
Curb Weight	425.6 lb* (ABS), 423.4 lb* (non-ABS) 50-State Model; 423.4 lb* (ABS), 421.2 lb* (non-ABS) 49-State Model
Fuel Capacity	4.0 gal
Wheelbase	55.5 in
Color Choices	Candy Steel Furnace Orange/Metallic Spark Black/Metallic Royal Purple, Metallic Matte Old School Green/Metallic Spark Black, Metallic Spark Black/Metalic Flat Spark Black
Warranty	12 Month Limited Warranty

Scan with camera
to view videos,
key features
and more.



*Curb weight includes all necessary materials and fluids to operate correctly, full tank of fuel (more than 90 percent capacity) and tool kit (if supplied).
**Dry weight does not include all necessary materials and fluids to operate correctly, full tank of fuel (more than 90 percent capacity) and tool kit (if supplied).
¹This vehicle's HP was measured according to ISO standard 4106. This ISO standard measures HP differently than the SAE standards by which the horsepower of many cars is measured, and as a result the referenced HP measurement may be higher than if it were measured by an SAE standard.
KAWASAKI CARES: Read Owner's Manual and all on-product warnings. Always wear a helmet, eye protection and proper apparel. Never ride under the influence of drugs or alcohol. Adhere to the maintenance schedule in your Owner's Manual. ©2026 Kawasaki Motors Corp., U.S.A.
Specifications subject to change. Visit bolivia.kawasaki-la.com for full product details.